



2024

PUBLIC UTILITIES

BUDGET



Memorandum

To: Mayor Nelson and Members of the City Council
From: Daniel R. Buchholtz, MMC, Administrator, Clerk/Treasurer
Date: November 27, 2023
Subject: Approve Proposed 2024 Public Utilities Budget

Staff has included the proposed 2024 Public Utilities Budget for City Council review and approval.

Water, Water Treatment and Sanitary Sewer

Revenues are anticipated at \$2,001,209, which is an increase of \$219,482 or 12.3%. Expenditures are also anticipated at \$2,001,209, resulting in a balanced budget. The significant increase in revenue is due primarily to the implementation of the proposed rate structure from the 2023 Financial Management Plan for the Utility Fund.

Cost drivers include increases in wages and benefits, printing & publishing, property/casualty insurance premiums, Metropolitan Council Environmental Services treatment plant charges, and transfers out.

The budget transfers over \$200,000 to the Public Utilities Renewal and Replacement fund. This transfer, along with the revenues from our cell phone tower leases, pays for system improvements such as our annual sanitary sewer lining program and various treatment plant improvements. The budget transfers \$53,731 to the General Fund to help offset general government expenses that support the public utility operation. The budget transfers \$160,000 to the City Hall Renovation/Expansion Bond Fund, offsetting debt service expenditures related to the upcoming renovation of City Hall.

Staff is proposing a utility rate increase for water and sanitary sewer for 2024. The following is the proposed rate structure:

WATER CONSERVATION RATES - ALL PROPERTIES

Administrative Base Rate	\$18.52 /quarter
Tier 1:	\$2.02 /1,000 gallons for 0-9,000 gallons/quarter
Tier 2:	\$2.28 /1,000 gallons for 9,001-18,000 gallons/quarter
Tier 3:	\$3.51 /1,000 gallons for 18,001 to 27,000 gallons/quarter
Tier 4:	\$3.91 /1,000 gallons for 27,001 to 36,000 gallons/quarter
Tier 5:	\$4.24 /1,000 gallons for 36,001 to 45,000 gallons/quarter
Tier 6:	\$4.60 /1,000 gallons for 45,001+ gallons/quarter

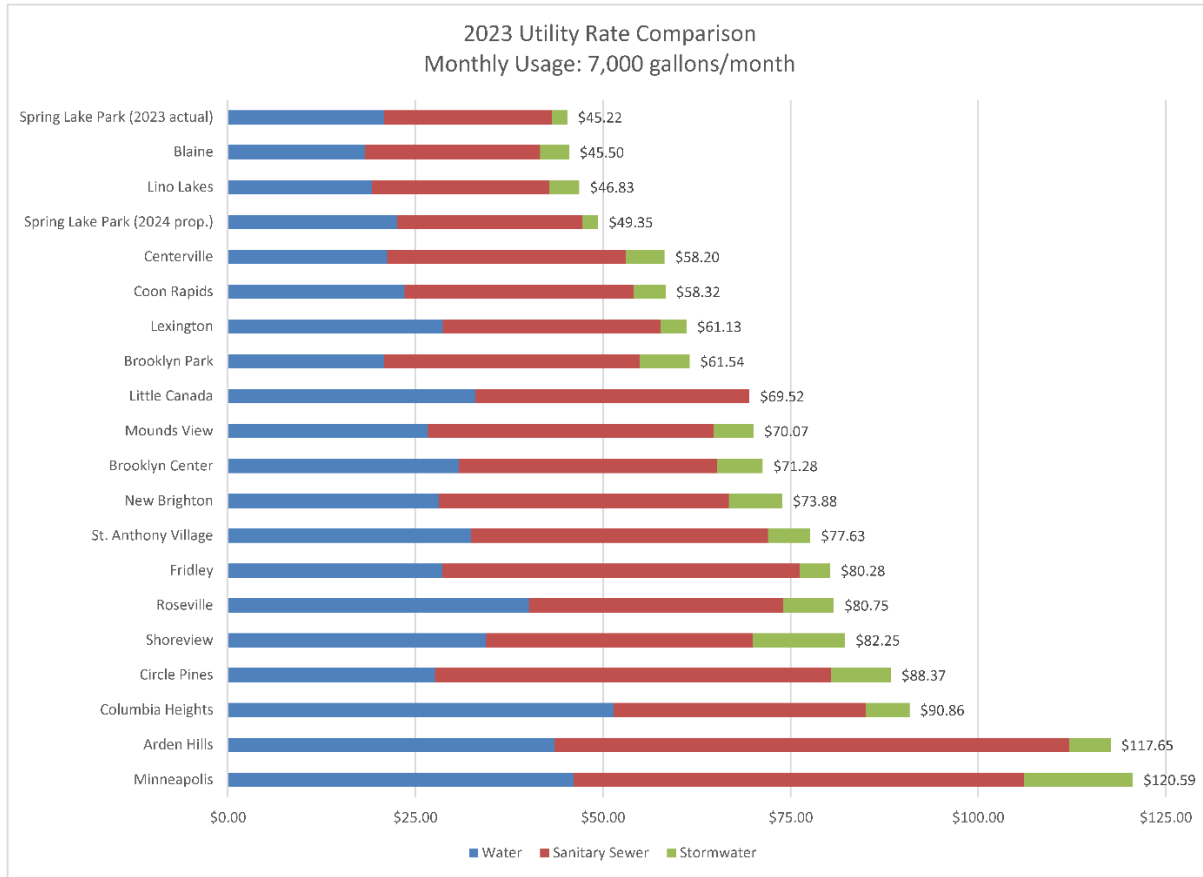
SEWER RATES - ALL PROPERTIES

Metropolitan Council Environmental Services (MCES), a division of the Metropolitan Council, owns and operates the facilities that process wastewater for the metropolitan area. MCES charges a fee to each city for wastewater treatment based on its share of wastewater treated by MCES. Sewer rates reflect this fee as well as funds required for the repair and maintenance of the City's municipal sanitary sewer infrastructure.

Single Family, Duplex, Townhouse & Similar Residential \$73.99 /unit/quarter

Apartment, Mobile Home, Institutional, Commercial, & Industrial \$73.99 /unit/quarter for 18,000 gallons and \$4.04 /1,000 gallons for all usage over 18,000 gallons

The City's water and sanitary sewer rates compare favorably with cities in the north metro. Staff has analyzed the 2023 rate structures from 19 cities within close proximity to Spring Lake Park. Our proposed 2024 rates are the third lowest of these comparable cities' 2023 rates.



¹ Data compiled from 2023 fee schedules of surveyed cities compiled from each city's website.

Water Treatment Plant Debt Service

The Water Treatment Plant PFA note was paid in full in August 2023. The Water Treatment Plant Fund (602) will be closed, with all remaining assets transferred into the Public Utilities Renewal and Replacement Fund. This transfer will be effective December 31, 2023.

Storm Water

Staff is anticipating \$104,864 in revenue, primarily collected from storm water utility fees. The storm water utility rate is proposed to remain at \$2.11/month per residential equivalency factor (REF). A single-family home is 1 REF. Commercial, Industrial and Multi-family properties have their REF calculated in accordance with the following REF's multiplied by the acreage of the parcel:

Medium Density Residential (3-10 units/acre)	5.6 REF/acre
High Density Residential (10+ units/acre)	5.6 REF/acre
Senior Handicapped Residential	5.6 REF/acre
Commercial	7.3 REF/acre
Commercial/Industrial	6.3 REF/acre
Public/Semi Public	0.3 REF/acre

Expenditures are anticipated at \$104,864, with the largest portions spent for repairs and maintenance of the system (\$25,000), Capital Outlay (\$28,000), and Contractual Services (\$25,000). The budget also absorbs 10% of the salary expense for the Public Works Director, offsetting expense from the General Fund. Over time, staff anticipates some additional Public Works Department salary expense will be charged to this Fund.

Outlook

The Financial Management Plan for the City's utility fund proposes a series of utility rate increases over the five year period from 2025 through 2029 [see Exhibit A].

By implementing the proposed rate increases over the next five years, the Public Utility Fund's revenues will cover not only operational expenses, but also depreciation expense. This will improve the financial sustainability of the Public Utility fund, ensure resources are available for infrastructure maintenance and replacement and provide rate stability for residents and businesses.

Recommendation

Staff recommends approval of the 2024 Public Utilities Budget. If you have any questions, please don't hesitate to contact me at 763-784-6491.

Exhibit A

Base (Fixed) Quarterly Fees							
		2024	2025	2026	2027	2028	2029
<u>Fee Description</u>	<u>Customer Classification</u>	<u>Annual % Change</u>					
Water - base charge	Commercial/All Other	5.00%	5.00%	4.75%	4.40%	4.00%	4.00%
Water - base charge	Residential	5.00%	5.00%	4.75%	4.40%	4.00%	4.00%
Sewer - base charge	Commercial/All Other	10.00%	9.00%	9.00%	8.50%	8.00%	8.00%
Storm - base charge	All Customers	5.25%	5.00%	4.75%	4.50%	4.00%	4.00%

Volumetric Rates Based on Quarterly Usage, Per 1,000 Gallons							
		2024	2025	2026	2027	2028	2029
<u>Fee Description</u>	<u>Customer Classification</u>	<u>Annual % Change</u>					
Water - Tier 1: first 9,000 gallons	All Customers	5.00%	5.00%	4.75%	4.40%	4.00%	4.00%
Water - Tier 2: 9,001-18,000 gallons	All Customers	5.00%	5.00%	4.75%	4.40%	4.00%	4.00%
Water - Tier 3: 18,001-27,000 gallons	All Customers	5.00%	5.00%	4.75%	4.40%	4.00%	4.00%
Water - Tier 4: 27,001-36,000 gallons	All Customers	5.00%	5.00%	4.75%	4.40%	4.00%	4.00%
Water - Tier 5: 36,001-45,000 gallons	All Customers	5.00%	5.00%	4.75%	4.40%	4.00%	4.00%
Water - Tier 6: over 45,001 gallons	All Customers	5.00%	5.00%	4.75%	4.40%	4.00%	4.00%
Sewer - Over 18,000 gallons	All Customers	10.00%	9.00%	9.00%	8.50%	8.00%	8.00%

**CITY OF SPRING LAKE PARK
BREAKDOWN OF REVENUES FOR 2024 BUDGET
PUBLIC UTILITIES OPERATING FUND**

		2022 Actual	2023 Budget	2024 Budget
34950	MISC REVENUE, REFUNDS & REIMBURSEMENTS	\$ 187.67	\$ -	\$ 6,691
36200	MISCELLANEOUS REVENUES	\$ 1,133.00	\$ -	\$ 1,500
36210	INTEREST EARNED	\$ (34,906.53)	\$ 5,000	\$ 51,356
37101	WATER COLLECTIONS	\$ 553,995.71	\$ 765,970	\$ 839,772
37103	SALES TAX COLLECTED	\$ -	\$ 6,200	\$ 6,200
37104	PENALTIES - WATER	\$ 10,234.48	\$ 5,500	\$ 8,497
37109	SAFE DRINKING WATER FEE (Water Test Fee)	\$ 21,450.74	\$ 21,500	\$ 21,500
37111	ADMINISTRATIVE CHARGE	\$ 82,390.15	\$ 82,000	\$ 86,100
37115	ESTIMATE READING CHARGE	\$ -	\$ 50	\$ 50
37149	WATER CONNECTION-INTEREST	\$ 272.71	\$ -	\$ -
37150	WATER CONNECTION-WAC	\$ 125.00	\$ -	\$ -
37151	WATER RECONNECTION-CALL OUT FEE	\$ 1,770.25	\$ 625	\$ 625
37170	WATER PERMITS	\$ 125.00	\$ 125	\$ 125
37171	WATER PERMIT SURCHARGES	\$ 2.00	\$ 10	\$ 10
37172	WATER METER SALES & INSTALLATION	\$ 7,269.92	\$ 1,500	\$ 1,500
37174	INSTALL CHARGES-NEW PERMITS	\$ 789.48	\$ 250	\$ 250
37201	SEWER COLLECTIONS	\$ 864,464.97	\$ 865,212	\$ 964,675
37204	PENALTIES - SEWER	\$ 15,706.64	\$ 10,000	\$ 8,498
37250	SEWER CONNECTION CHARGES (SAC)	\$ 2,508.26	\$ 13,675	\$ -
37251	SEWER CONNECTION-INTEREST	\$ (309.70)	\$ 750	\$ -
37270	SEWER PERMITS	\$ 200.00	\$ 200	\$ 200
37271	SEWER PERMIT SURCHARGES	\$ 2.00	\$ 10	\$ 10
37273	SEWER HOOK-UP CHARGES	\$ 290.00	\$ 150	\$ 150
39206	TRANSFER FROM RECYCLING FUND	\$ 2,000.00	\$ 3,000	\$ 3,500
TOTAL 2023 PUBLIC UTILITY OPERATING REVENUES		\$ 1,529,701.75	\$ 1,781,727	\$ 2,001,209

**CITY OF SPRING LAKE PARK
BREAKDOWN OF EXPENDITURES FOR 2024 BUDGET**

		2022	2023	Page W-1
<u>WATER DEPARTMENT-601.49400</u>		Actual	Budget	2024 Budget
1010	SALARIES	\$ 114,703.84	\$ 126,847	\$ 137,607
	a) Salaries	\$ 135,267		
	b) Certification Pay	\$ 2,340		
1013	OVERTIME	\$ 3,375.13	\$ 8,862	\$ 9,480
	a) 175 OT hrs @ \$54.17			
1020	ON-CALL SALARIES	\$ 701.99	\$ 5,064	\$ 5,418
	a) 60 OT hrs @ \$54.17	\$ 3,250		
	b) 30 DT hrs @ \$72.23	\$ 2,167		
1040	TEMPORARY SALARIES (\$10-\$12)	\$ -	\$ -	\$ -
1050	VACATION BUY BACK	\$ 921.52	\$ 3,000	\$ 3,000
1210	PERA EMPLOYER CONTRIBUTION	\$ 8,726.32	\$ 10,207	\$ 11,057
	a) Coordinated 7.5% \$152,505			
1220	FICA & MEDICARE EMPLOYER CONTRIBUTION	\$ 8,469.45	\$ 11,002	\$ 11,899
	a) FICA 6.2% \$155,505	\$ 9,644		
	b) Medicare 1.45% \$155,505	\$ 2,255		
1300	HEALTH & DENTAL INSURANCE	\$ 21,121.86	\$ 23,784	\$ 25,128
1313	LIFE INSURANCE	\$ 79.36	\$ 95	\$ 95
1510	WORKER'S COMPENSATION	\$ 12,670.47	\$ 11,000	\$ 7,240
2000	OFFICE SUPPLIES	\$ 435.43	\$ 1,000	\$ 1,000
	a) Copy Paper			
	b) Miscellaneous			
2030	PRINTED FORMS	\$ 1,241.69	\$ 1,600	\$ 1,600
	a) Utility Bills & Envelopes	\$ 1,400		
	b) Special Notices, Radio Install Forms	\$ 200		
2100	OPERATING SUPPLIES	\$ 608.29	\$ 1,000	\$ 1,000
2120	MOTOR FUELS & LUBRICANTS	\$ 3,755.35	\$ 5,000	\$ 5,000
2200	REPAIR & MAINTENANCE	\$ 104,807.72	\$ 60,000	\$ 75,000
	a) Hydrant Conversion (5)			
	b) Water Main Breaks			
	c) Water System Maintenance			
2210	EQUIPMENT PARTS	\$ 3,180.70	\$ 1,000	\$ 1,500
	a) Well house maint, paint			
2220	POSTAGE	\$ 2,080.74	\$ 2,500	\$ 2,500
	a) Utility Billing			
	b) Metered Mail			

2024 BUDGET BREAKDOWN OF EXPENDITURES:

WATER DEPARTMENT-601.49400 (CON'T)		Page W-2		Page W-2
		2022 Actual	2023 Budget	2024 Budget
2221	TIRES	\$ 986.88	\$ 1,000	\$ 1,500
2222	STREET REPAIRS	\$ 13,837.93	\$ 15,000	\$ 22,500
	a) Curb Repairs			
	b) Sod			
	c) Asphalt (water main breaks)			
2261	WATER TESTING	\$ 1,032.00	\$ 1,100	\$ 1,100
	a) Bacterial monthly			
	b) Copper & Lead			
2262	WATER METERS & SUPPLIES	\$ 1,980.60	\$ 5,500	\$ 6,500
2264	SAFE DRINKING WATER FEE (Water Test Fee-37109)	\$ 21,470.00	\$ 21,500	\$ 21,500
2280	UNIFORM ALLOWANCE	\$ 809.38	\$ 1,100	\$ 1,100
3010	AUDIT & ACCOUNTING SERVICES	\$ 5,975.00	\$ 6,213	\$ 6,700
3030	ENGINEERING SERVICES	\$ -	\$ 2,500	\$ 2,500
3040	LEGAL SERVICES	\$ -	\$ 300	\$ 300
3210	TELEPHONE	\$ 605.00	\$ 750	\$ 875
	a) Alarm System			
	b) Cell Phone usage			
3310	TRAVEL EXPENSE	\$ 1,023.89	\$ 1,000	\$ 1,500
	a) AWWA Conference			
3500	PRINTING & PUBLISHING	\$ 11,037.25	\$ 10,500	\$ 11,250
	a) Newsletter			
	b) Special Notices			
3600	INSURANCE	\$ 14,029.11	\$ 14,000	\$ 14,000
3870	WATER USAGE - BLAINE ACCOUNTS	\$ 30,771.73	\$ -	\$ 31,000
4000	CONTRACTUAL SERVICES	\$ 8,256.91	\$ 8,000	\$ 8,500
	a) I.T. Services	\$ 5,000		
	b) Safety Consultant	\$ 2,500		
	c) Drug Testing	\$ 1,000		

2024 BUDGET BREAKDOWN OF EXPENDITURES:

		Page W-3		Page W-3
WATER DEPARTMENT-601.49400 (CON'T)		2022	2023	2024
		Actual	Budget	Budget
4050	MAINTENANCE AGREEMENTS	\$ 8,785.76	\$ 8,885	\$ 11,613
	a) BS&A	\$ 4,168		
	b) Gopher State One-Call	\$ 2,000		
	c) Cathodic Protection Service	\$ 1,770		
	d) 66% SCADA System	\$ 765		
	e) Software Support for Meter Program	\$ 660		
	f) Meter Reading Equipment Support (handhelds)	\$ 250		
	g) ARC GIS	\$ 2,000		
4300	CONFERENCES & SCHOOLS	\$ 320.00	\$ 1,950	\$ 2,000
	a) Munici-pals	\$ 200		
	b) MN Rural Water Conference	\$ 100		
	c) AWWA	\$ 300		
	d) Con-Expo	\$ 500		
	e) Staff Training 1/yr	\$ 150		
	f) Miscellaneous Training	\$ 700		
4330	DUES & SUBSCRIPTIONS	\$ 296.38	\$ 500	\$ 500
	a) AWWA			
	b) Rural Water Assoc.			
4370	PERMITS & SALES TAX	\$ 9,582.22	\$ 10,000	\$ 10,000
	a) DNR Fees (Well Permits)	\$ 3,200		
	b) Quarterly Sales Tax (37103)	\$ 6,800		
4470	WATER PERMIT SURCHARGES (37171)	\$ -	\$ -	\$ -
5000	CAPITAL OUTLAY	\$ -	\$ -	\$ -
7000	TRANSFERS OUT	\$ 68,545.00	\$ 150,332	\$ 173,875
	a) Transfer to General Fund	\$ 34,925		
	b) Transfer to Renewal & Replacement	\$ 58,950		
	c) Transfer to City Hall Debt Service Fund	\$ 80,000		
<u>TOTAL 2024 WATER DEPARTMENT EXPENDITURES</u>		\$ 486,224.90	\$ 532,091	\$ 627,336

**CITY OF SPRING LAKE PARK
BREAKDOWN OF EXPENDITURES FOR 2024 BUDGET**

<u>WATER TREATMENT PLANT OPERATIONS-601.49402</u>		2022 Actual	2023 Budget	2024 Budget
2100	OPERATING SUPPLIES	\$ -	\$ 100	\$ 300
2120	MOTOR FUELS & LUBRICANTS a) Diesel, Generator	\$ 2,000.00	\$ 2,500	\$ 3,000
2160	CHEMICALS & CHEMICAL PRODUCTS	\$ 28,761.12	\$ 28,000	\$ 30,000
2200	REPAIR & MAINTENANCE a) Tools b) RPZ Testing (Backfill testing) c) Load Bank Testing (Generator)	\$ 25,443.94	\$ 15,000	\$ 20,000
2210	EQUIPMENT PARTS	\$ 1,474.59	\$ 7,000	\$ 8,000
3030	ENGINEERING FEES	\$ -	\$ 1,000	\$ 1,000
3500	PRINTING & PUBLISHING	\$ 239.96	\$ -	\$ 300
3600	INSURANCE	\$ 11,130.00	\$ 14,000	\$ 14,000
3810	ELECTRIC UTILITIES	\$ 99,505.77	\$ 102,000	\$ 102,000
3830	GAS UTILITIES	\$ 3,532.72	\$ 3,300	\$ 3,500
4000	CONTRACTUAL SERVICE a) Filter Evaluation b) Security Camera Maintenance c) Comcast	\$ -	\$ 2,000	\$ 2,000
4370	PERMITS, DUES & SUBSCRIPTIONS a) Hazardous Chemical Inventory Fee & Pressure Vessel Permit (State of MN) \$ 200 b) WTP Permit (Metro Council) \$ 650 c) Strength Charge (Metro Council) \$ 1,700	\$ 950.00	\$ 2,550	\$ 2,600
5000	CAPITAL OUTLAY	\$ -	\$ -	\$ -
7000	TRANSFERS OUT a) Transfer to Renewal & Replacement \$ 24,271	\$ 40,915.00	\$ 17,745	\$ 24,271
<u>TOTAL 2024 WTP EXPENDITURES</u>		\$ 213,953.10	\$ 195,195	\$ 210,971

**CITY OF SPRING LAKE PARK
BREAKDOWN OF EXPENDITURES FOR 2024 BUDGET**

SEWER DEPARTMENT-601.49450		2022 Actual	2023 Budget	2024 Budget
1010	SALARIES	\$ 114,704.30	\$ 126,847	\$ 137,607
	a) Salaries	\$ 135,267		
	b) Certification Pay	\$ 2,340		
1013	OVERTIME	\$ 3,375.25	\$ 8,862	\$ 9,480
	a) 175 OT hrs @ \$54.17			
1020	ON-CALL SALARIES	\$ 702.03	\$ 5,064	\$ 5,417
	a) 60 OT hrs @ \$54.17	\$ 3,250		
	b) 30 DT hrs @ \$72.22	\$ 2,167		
1040	TEMPORARY SALARIES (\$10-\$12)	\$ -	\$ -	\$ -
1050	VACATION BUY BACK	\$ 921.52	\$ 3,000	\$ 3,000
1210	PERA EMPLOYER CONTRIBUTION	\$ 8,726.70	\$ 10,207	\$ 11,057
	a) Coordinated 7.5%	\$ 152,504		
1220	FICA & MEDICARE EMPLOYER CONTRIBUTION	\$ 8,469.80	\$ 11,002	\$ 11,900
	a) FICA 6.2%	\$ 155,504	\$ 9,644	
	b) Medicare 1.45%	\$ 155,504	\$ 2,255	
1300	HEALTH & DENTAL INSURANCE	\$ 21,122.26	\$ 23,784	\$ 25,128
1313	LIFE INSURANCE	\$ 79.55	\$ 95	\$ 95
1510	WORKER'S COMPENSATION	\$ 12,670.47	\$ 11,000	\$ 8,286
2000	OFFICE SUPPLIES	\$ 200.00	\$ 800	\$ 800
	a) Copy Paper			
	b) Miscellaneous			
2030	PRINTED FORMS	\$ 1,241.69	\$ 1,600	\$ 1,600
	a) Utility Bills & Envelopes	\$ 1,400		
	b) Special Notices, Radio Install Forms	\$ 200		
2100	OPERATING SUPPLIES	\$ 1,002.96	\$ 500	\$ 500
2120	MOTOR FUELS & LUBRICANTS	\$ 3,639.07	\$ 3,700	\$ 4,000
2200	REPAIR & MAINTENANCE	\$ 14,306.76	\$ 14,000	\$ 15,000
	a) Chemicals-Sewer System			
	b) Sewer System Maintenance			
	c) Manhole Covers			
2210	EQUIPMENT PARTS	\$ 8,556.02	\$ 3,000	\$ 8,000
2220	POSTAGE	\$ 2,080.73	\$ 2,500	\$ 2,500
	a) Utility Billing			
	b) Metered Mail			
2221	TIRES	\$ 292.72	\$ 1,000	\$ 1,500

2024 BUDGET BREAKDOWN OF EXPENDITURES:

		Page S-2		Page S-2
		2022	2023	2024
SEWER DEPARTMENT-601.49450 (CON'T)		Actual	Budget	Budget
2222	STREET REPAIRS	\$ -	\$ 3,000	\$ 3,000
	a) Curb Repairs			
	b) Sod			
	c) Asphalt (sewer breaks)			
2262	WATER METERS & SUPPLIES	\$ 1,980.59	\$ 6,000	\$ 6,500
2280	UNIFORM ALLOWANCE	\$ 809.38	\$ 1,050	\$ 1,050
3010	AUDIT & ACCOUNTING SERVICES	\$ 5,975.00	\$ 6,213	\$ 6,700
3030	ENGINEERING SERVICES	\$ -	\$ 1,000	\$ 1,000
3040	LEGAL SERVICES	\$ -	\$ 300	\$ 300
3210	TELEPHONE	\$ 519.55	\$ 700	\$ 875
	a) Alarm System			
	b) Cell Phone usage			
3310	TRAVEL EXPENSE	\$ 3.59	\$ 1,000	\$ 1,500
	a) Sewer Trade Conference			
	b) Miscellaneous Training			
3500	PRINTING & PUBLISHING	\$ -	\$ 300	\$ 300
3600	INSURANCE	\$ 15,246.11	\$ 15,240	\$ 15,300
3810	ELECTRIC UTILITIES	\$ 5,931.95	\$ 5,800	\$ 5,800
3840	METRO WASTE CONTROL	\$ 586,387.66	\$ 578,842	\$ 623,491
	(\$51,957.58/month)			
4000	CONTRACTUAL SERVICES	\$ 7,941.90	\$ 9,000	\$ 10,000
	a) I.T. Services	\$ 5,000		
	b) Safety Consultant	\$ 2,061		
	c) Drug Testing	\$ 450		
	d) Load Bank Testing (Generator)	\$ 1,000		
4050	MAINTENANCE AGREEMENTS	\$ 6,897.08	\$ 6,840	\$ 9,868
	a) BS&A (software support)	\$ 4,168		
	b) Gopher State One-Call	\$ 2,040		
	c) 33% SCADA System	\$ 450		
	d) Software Support for Meter Program	\$ 660		
	e) Meter Reading Equipment Support (handhelds)	\$ 250		
	f) ARC GIS	\$ 2,000		
	g) GPS/GIS Software Support	\$ 300		

2024 BUDGET BREAKDOWN OF EXPENDITURES:

SEWER DEPARTMENT-601.49450 (CON'T)

		2022 Actual	2023 Budget	2024 Budget
4300	CONFERENCES & SCHOOLS	\$ 780.00	\$ 1,200	\$ 2,000
	a) Municipals	\$ 100		
	b) MN Rural Water Conference	\$ 200		
	c) AWWA	\$ 300		
	d) Sewer Trade Conference	\$ 450		
	e) Staff Training 1/yr	\$ 150		
4330	DUES & SUBSCRIPTIONS	\$ 69.37	\$ 340	\$ 340
	a) Minnesota Rural	\$ 123		
	b) American Water Works Assoc.	\$ 137		
	c) A.P.W.A.	\$ 80		
4390	MISCELLANEOUS	\$ 36.98	\$ -	\$ 250
4450	RESERVE CAPACITY CHARGES (SAC-37250)	\$ 10,151.89	\$ 12,425	\$ 12,425
4460	SEWER PERMIT SURCHARGES (37271)	\$ -	\$ -	\$ -
5000	CAPITAL OUTLAY	\$ -	\$ -	\$ -
7000	TRANSFERS OUT	\$ 98,304.00	\$ 178,230	\$ 216,333
	a) Transfer to General Fund	\$ 18,806		
	b) Transfer to Renewal & Replacement	\$ 117,527		
	c) Transfer to City Hall Debt Service Fund	\$ 80,000		
	<u>TOTAL 2024 SEWER DEPARTMENT EXPENDITURES</u>	\$ 943,126.88	\$ 1,054,441	\$ 1,162,902

TOTAL 2024 PUBLIC UTILITY OPERATING EXPENDITURES

\$1,643,304.88	\$ 1,781,727	\$ 2,001,209
-----------------------	---------------------	---------------------

City of Spring Lake Park

For 2024, the estimated wastewater service fee for your community is **\$623,491.04, a change of 7.71% from 2023**. The table below details your wastewater flow, in millions of gallons (mg), and allocated cost of service:

Community Allocation	2024	2023	2022
Metered flow (mg)	185.94	185.32	213.60
Unmetered flow (mg)	- 5.79	- 5.04	- 4.34
Total flow (mg)	180.15	180.28	209.26
Percent of regional flow	0.22%	0.22%	0.23%
Municipal wastewater charge	\$623,491	\$578,841	\$587,074
Cost change from prior	7.71%	-1.40%	10.51%

Your fee is based on the portion of wastewater flow discharged from your community to the regional system in the past year (2022) multiplied by the regional wastewater charge for the next year (2024). Year-to-year changes are affected by growth, water conservation, and inflow and infiltration.

Region	2024	2023	2022
Regional allocated flow (mg)	81,361.07	82,130.28	89,095.42
Flow change from prior	-0.94%	-7.82%	-8.12%
Regional wastewater charge	\$281,587,000	\$263,703,000	\$249,955,000
Cost change from prior	6.8%	5.5%	4.0%

Some wastewater may enter or leave your community but not be included in the metered flow total. These unmetered flows are shown below. Assigned wastewater volumes per unit, such as single-family unit (SFU) or residential equivalent connection (REC), vary based on past flow response to wet weather, age of services, and other available data.

Flow from Spring Lake Park = 8.22 mg; added to allocated flow:

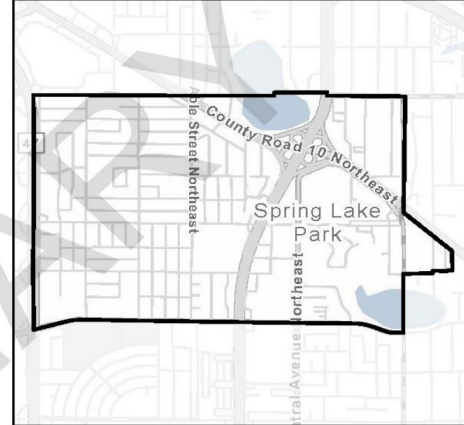
To:	Calculation/ Description	1 st Q	2 nd Q	3 rd Q	4 th Q	Notes
Blaine	Water use records	2.13	1.53	2.46	2.10	Spring Lake Park data

Flow to Spring Lake Park = -14.01 mg; deducted from allocated flow:

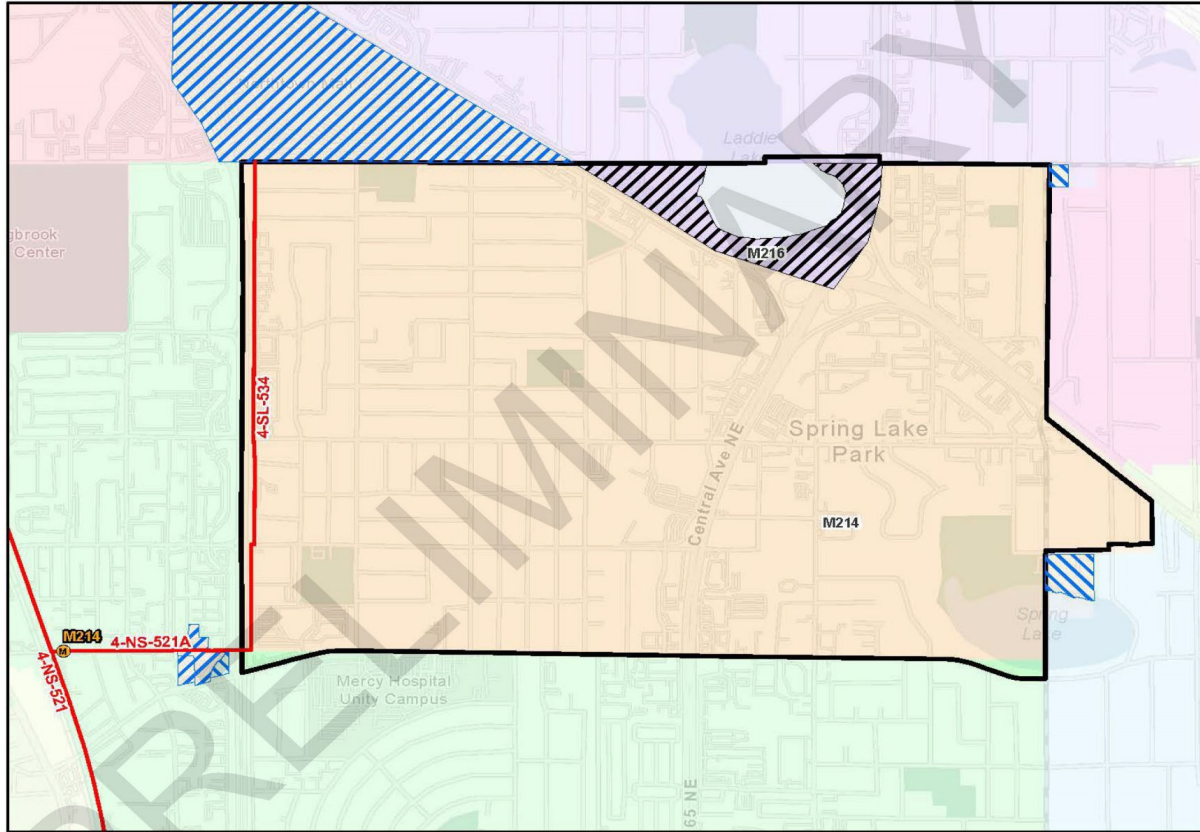
From:	Calculation/ Description	1 st Q	2 nd Q	3 rd Q	4 th Q	Notes
Blaine	Water use records	- 2.94	- 4.30	- 3.78	- 2.22	Blaine data; Northtown Shop Ctr
Fridley	Bob's Produce water use records	- 0.12	- 0.20	- 0.28	- 0.17	Fridley data

Unmetered flow total = - 5.79 mg

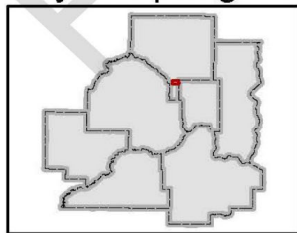
Community Map; see next page for details.



City of Spring Lake Park



City of Spring Lake Park MCES Facilities



MXXX Metershed

Meters

Interceptors

Gravity

Unmetered (Flow From)

Adjusted

Unmetered (Flow To)

Not Adjusted

Adjusted

**CITY OF SPRING LAKE PARK
BREAKDOWN OF REVENUE & EXPENDITURES FOR 2024 BUDGET
STORM WATER UTILITY FUND 603**

Page SWU-1

<u>REVENUES:</u>	2022 Actual	2023 Budget	2024 Budget
603.00000.36200 MISC REVENUES	\$ 11,363.20	\$ -	\$ -
603.00000.36210 INTEREST	\$ -	\$ 500	\$ 500
603.00000.36504 STORM WATER COLLECTION	\$ 97,516.19	\$ 97,400	\$ 103,364
603.00000.36505 STORM WATER TRANSFER	\$ -	\$ -	\$ -
602.00000.36506 STORM WATER PENALTIES	\$ 1,415.67	\$ 1,000	\$ 1,000
602.00000.39201 TRANSFER FROM OTHER FUNDS	\$ 116,192.07	\$ -	\$ -
<u>TOTAL 2024 SW UTILITY REVENUES</u>	<u>\$ 226,487.13</u>	<u>\$ 98,900</u>	<u>\$ 104,864</u>

<u>EXPENDITURES:</u>	2022 Actual	2023 Budget	2024 Budget
603.49785.01010 FULL TIME EMPLOYEES	\$ 10,919.40	\$ 11,865	\$ 12,434
603.49785.01013 OVERTIME	\$ -	\$ -	\$ -
603.49785.01040 TEMPORARY EMPLOYEES	\$ -	\$ -	\$ -
603.49785.01050 VACATION BUY BACK	\$ 445.19	\$ 1,000	\$ 1,000
603.49785.01210 PERA CONTRIBUTIONS - EMPLOYER	\$ 762.51	\$ 965	\$ 1,008
603.49785.01220 FICA & MEDICARE EMPLOYER CONTRIBUTION	\$ 811.40	\$ 984	\$ 1,028
603.49785.01300 HEALTH INSURANCE	\$ 1,342.12	\$ 1,179	\$ 1,370
603.49785.01313 LIFE INSURANCE	\$ 4.62	\$ 7	\$ 7
603.49785.01510 WORKERS COMPENSATION	\$ -	\$ 1,200	\$ 453
603.49785.02200 REPAIR & MAINTENANCE	\$ 20,947.00	\$ 18,000	\$ 25,000
603.49785.02280 UNIFORM ALLOWANCE	\$ 62.50	\$ -	\$ 65
603.49785.03030 ENGINEERING FEES	\$ 3,118.00	\$ 8,000	\$ 8,000
603.49785.03040 LEGAL FEES	\$ -	\$ 500	\$ 500
603.49785.03500 PRINTING & PUBLISHING	\$ 53.75	\$ 1,000	\$ 1,000
603.49785.04000 CONTRACTUAL SERVICES	\$ 11,470.40	\$ 4,200	\$ 25,000
603.49785.05000 CAPITAL OUTLAY	\$ 14,204.00	\$ 50,000	\$ 28,000
603.49785.07000 PERMANENT TRANSFERS OUT	\$ -	\$ -	\$ -
<u>TOTAL 2024 SW UTILITY EXPENDITURES</u>	<u>\$ 64,140.89</u>	<u>\$ 98,900</u>	<u>\$ 104,864</u>



**CITY OF SPRING LAKE PARK
2024 UTILITY RATES**

WATER CONSERVATION RATES - ALL PROPERTIES

Administrative Base Rate	\$18.52 /quarter
Tier 1:	\$2.02 /1,000 gallons for 0-9,000 gallons/quarter
Tier 2:	\$2.28 /1,000 gallons for 9,001-18,000 gallons/quarter
Tier 3:	\$3.51 /1,000 gallons for 18,001 to 27,000 gallons/quarter
Tier 4:	\$3.91 /1,000 gallons for 27,001 to 36,000 gallons/quarter
Tier 5:	\$4.24 /1,000 gallons for 36,001 to 45,000 gallons/quarter
Tier 6:	\$4.60 /1,000 gallons for 45,001+ gallons/quarter

SEWER RATES - ALL PROPERTIES

Metropolitan Council Environmental Services (MCES), a division of the Metropolitan Council, owns and operates the facilities that process wastewater for the metropolitan area. MCES charges a fee to each city for wastewater treatment based on its share of wastewater treated by MCES. Sewer rates reflect this fee as well as funds required for the repair and maintenance of the City's municipal sanitary sewer infrastructure.

Single Family, Duplex, Townhouse & Similar Residential	\$73.99 /unit/quarter
Apartment, Mobile Home, Institutional, Commercial, & Industrial	\$73.99 /unit/quarter for 18,000 gallons and \$4.04 /1,000 gallons for all usage over 18,000 gallons

OTHER UTILITY BILL CHARGES

Recycling Fee	\$13.60 /quarter/residential unit
Street Light Fee	\$ 4.60 /quarter per water connection
Minnesota Water Test Fee	\$ 2.43 /quarter/per water connection
Storm Water Utility Fee	\$ 6.33 /quarter per residential equivalency factor (REF)